

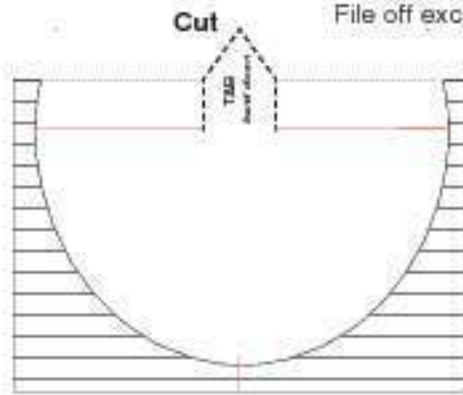
2" Boka Slant Plate Template

revised 11.15.2010

Plates

Cut basic shape.

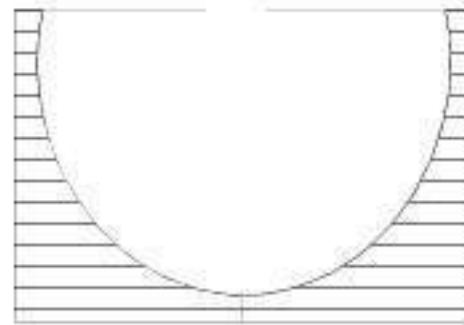
File off excess to fit flush with tube.



Bottom Plate

(Install this first)

Anneal tip for bending
after installation



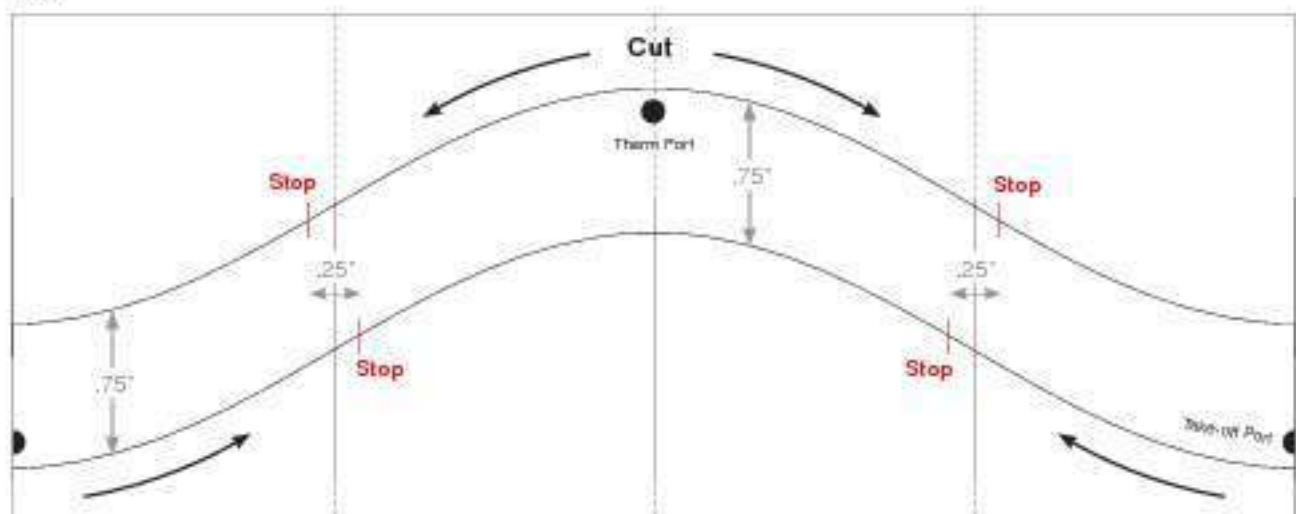
Top Plate

Recommendation: Tape the entire cutout template below with wide, clear tape to your 2" copper pipe. Cover the entire template with tape. Use dremel tool, 15k rpm, with reinforced cutting disc (the black one). Clean up slot with small file. File down excess from plates flush with pipe using large file.

Slot Cut Template for 2" Pipe

Cut out, wrap around tube, and fasten with tape. Start top cut line 1/2" to 1" below bottom of reflux coil.

Top



Bottom

Note: Drill port holes after cutting slots, but **before** installing plates!